

WILLIAMSOUND

WIR RX22-4 SoundPlus® 4-Ch Infrared Receiver

INSTRUCTIONS FOR USE AND CARE

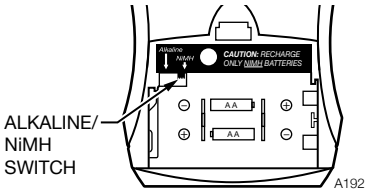


MAN127H

Operating Instructions

1. Open battery compartment door on back of receiver by pressing the tab down.
2. If using rechargeable NiMH batteries, slide the Alkaline/ NiMH switch to the NiMH position. Default setting is Alkaline for non-rechargeable batteries. See Figure 1.

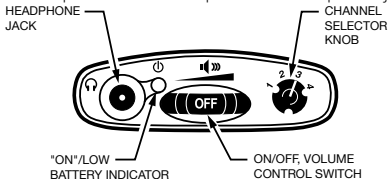
Figure 1: Battery selection switch



3. Insert 2 AA batteries over the fabric strip. Note correct polarity (+/-).

Figure 2: WIR RX22-4 Control Panel

4. Insert earphone or neckloop into the headphone jack.



5. Turn the receiver on by rotating the Volume control knob. The ON indicator should illuminate RED.
6. Select a channel by turning the channel selector knob on the control panel. Choose between 4 standard frequencies: 2.3 MHz (Ch.1), 2.8 MHz (Ch. 2), 3.3 MHz (Ch.3), or 3.8 MHz (Ch. 4). Important: Make sure the receiver frequency matches the transmitter frequency.

IMPORTANT: Make sure the “SoundPlus® IR” artwork on the front of the unit is not covered while in use. Do not place the receiver in a pocket or purse, or it will not work properly.

7. Adjust the volume to a comfortable listening level.
8. To turn the receiver off, rotate the Volume control knob to the left until it clicks off. The ON indicator should not be lit. To prolong the battery life of the unit, turn the receiver off when it is not in use.


Lanyard Clip Installation

For hands-free operation of the RX22-4 receiver, use the provided lanyard clip to secure the unit on your lanyard, pocket or pants.

To Install: Position the lanyard clip on the rear of the RX22-4 receiver as shown in Figure 3A. Turn the lanyard clip 180° left or right as shown in Figure 3B. The lanyard clip is now installed and ready for use.

To Remove: Turn the lanyard clip 180° so the edge points toward the top of the unit as shown in Figure 3A. Gently pull the lanyard clip away from the unit to remove.

Figure 3: Lanyard clip installation



A189

Recycling Instructions

Help Williams AV protect the environment!



Please do not dispose of equipment or used batteries in the household trash. Take the equipment to an electronics recycling center or return to the factory. Take batteries to a retail or community

recycling location.

Battery Information

The WIR RX22-4 uses 2 AA batteries. We recommend using Williams AV Alkaline batteries (BAT 001) or Rechargeable batteries (BAT 026) for longer battery life than other brand batteries.

Low Battery Indicator

The “On” indicator on top of the unit will flash to indicate low battery.

Multi Charger CHG 3512

This optional charger is ideal for customers using rechargeable batteries. It will charge up to 12 receivers at one time. See our website or call us for ordering information.

Accessories

To order accessories including earphones and replacement earpads, batteries, and chargers, contact Williams AV at **800-843-3544** or order on-line at: **www.williamsav.com**.

Customer Service

If you experience difficulty with your system, call toll-free for Customer Assistance:

1-800-843-3544 (U.S.A.) or

+1 952 943 2252 (Outside the U.S.A.)

If it is necessary to return the system for service, your Customer Service Representative will give you a Return Authorization Number (RA) and shipping instructions.

Pack the system carefully and send it to:

Williams AV LLC.

Attn: Repair Dept.

10300 Valley View Rd

Eden Prairie, MN 55344

WILLIAMS AV

info@williamsav.com / www.williamsav.com
800-843-3544 / INTL: +1-952-943-2252

Limited Warranty

Williams AV products are engineered, designed and manufactured under carefully controlled conditions to provide you with many years of reliable service. Williams AV warrants the WIR RX22-4 receiver against defects in materials and workmanship for five (5) years. During the first five years from the purchase date, we will promptly repair or replace the WIR RX22-4 receiver.

Earphones, headphones, batteries, cables, carry cases, and most other accessory products carry a 90-day warranty.

WILLIAMS AV HAS NO CONTROL OVER THE CONDITIONS UNDER WHICH THIS PRODUCT IS USED. WILLIAMS AV, THEREFORE, DISCLAIMS ALL WARRANTIES NOT SET FORTH ABOVE, BOTH EXPRESS AND IMPLIED, WITH RESPECT TO THE WIR RX22-4 RECEIVER, INCLUDING BUT NOT LIMITED TO, ANY IMPLIED WARRANTY OF MERCHANTABILITY OR FITNESS FOR A PARTICULAR PURPOSE. WILLIAMS AV SHALL NOT BE LIABLE TO ANY PERSON OR ENTITY FOR ANY MEDICAL EXPENSES OR ANY DIRECT, INCIDENTAL OR CONSEQUENTIAL DAMAGES CAUSED BY ANY USE, DEFECT, FAILURE OR MALFUNCTION OF THE PRODUCT.

Safety Information

HEARING SAFETY

CAUTION!

This product is designed to amplify sounds to a high volume. To protect your hearing and the hearing of others:

1. Make sure the unit is OFF or the volume is turned down before putting on the earphones.
2. Set volume level at the minimum setting you need to hear.
3. Do not allow children or other unauthorized persons to have access to this product.

BATTERY SAFETY

CAUTION!

Do not attempt to recharge disposable batteries, which may explode, release dangerous chemicals, cause burns, or cause other serious harm to the user or product.

MEDICAL DEVICE SAFETY

CAUTION!

Before using this product with a pacemaker or other implantable medical device, consult your physician or the manufacturer of the device to make sure that you are using this product in accordance with their safety guidelines.

System Specifications

Receiver Style:	Body-Pack, dual-lens detector, lanyard
Size:	4.1" L x 2.85" W x 1.2" H (104.1 mm x 72.4 mm x 30.4 mm)
Weight:	4.5 oz (127 g) with batteries
Color and Material:	Black
Lanyard:	3 ft (.91 m), allows receiver to be worn around the neck
Operating Temperature:	-10° C to +50° C
Battery Type:	2 x AA, alkaline (BAT 001) or NiMH (BAT 026)
Battery Life:	Alkaline: 60 hours, NiMH: 30 hours/charge
Battery Drain:	25 mA, nominal
Charging Contacts:	For use only with CHG 3512
Carrier Frequency:	Channel 1: 2.3 MHz, Channel 2: 2.8 MHz Channel 3: 3.3 MHz, Channel 4: 3.8 MHz
De-Emphasis:	50 uS
FM Deviation:	±50 kHz
Signal-to-Noise Ratio:	60dB min.

System Specifications

Squelch:	Receiver squelches (mutes) at 28 dB S/N ratio
Frequency Response:	25 Hz to 16 KHz, +1 dB, -3 dB, electrical response
Total Harmonic Distortion:	Less than 1%, electrical response
Controls:	ON/OFF/VOLUME: combination thumbwheel knob Channel Selector: four-position rotary switch
Indicators:	Red LED "ON" indicator, flashes to indicate Low battery
Audio Output Jacks:	3.5 mm stereo mini phone jack Accepts 3.5 mm mono or stereo phone plug
Audio Output Power:	15 mW max at 32 Ω
Acoustic Output:	125 dB SSPL90 with HED 021; 110 dB SSPL90 w/ EAR 013
Sensitivity:	Better than 1 nW/cm ² for 40 dB signal-to-noise ratio
Approvals:	CE, FCC, RoHS, WEEE
Warranty:	5 years on receiver, 90 days on accessories